



Outdoor Adventure Treasure Hunt

Note for the grown-ups:


Here are some ready-made treasure hunt clues for you to print. Cut out each clue, place the first at the start of your treasure hunt, then leave the following clue at each destination and repeat until your child cracks the final clue to receive your chosen treat.

A small wooden shelter lies up ahead
It's not a log cabin, it must be a _____





On with the journey before it gets late!
At the end of the path you should check by the _____

A great leafy shelter, as tall as can be.
You'll often find treasure right under a _____



To find the next clue will take all of your powers!
Make like a bee and hunt around _____

A wonderful spot for a tent pitched at dawn.
And X marks the spot, somewhere on the _____





Cut out the cross to mark the spot

